



Year 7 Learning Programmes Spring Term

Contents

English	Page 1
Maths	Page 3
Science	Page 5
Art	Page 12
Design and Technology	Page 13
Drama	Page 14
Food and Nutrition	Page 16
French	Page 17
Geography	Page 19
History	Page 20
ICT	Page 21
Music	Page 23
Religious Studies	Page 26
Spanish	Page 28



What went before?

Fantasy Writing



Learning Intentions

- Understand key contextual points about Shakespeare's life and times
- Understand some of the key features of theatrical performance at the Globe theatre
- Understand the narrative of some of Shakespeare's plays and examine key moments
- Use quotes to support my interpretations of themes and characters
- Use terminology to correctly identify language techniques
- Explore the effect of language techniques on an audience
- Explore Shakespeare's intentions in using language techniques.



Where next?

Poetry Around the World



Vocabulary

Tier 2: **Elizabethan** - The era in which Elizabeth I reigned England.

Genre - The category or style of a piece of art, literature or music.

Patriarchy - A society in which men hold power and women are marginalised.

Tier 3: **Protagonist** - The leading character or one of the major characters in a play, film, novel, etc.

Sonnet - A poem of 14 lines typically having ten syllables per line, often ending in a rhyming couplet.



Knowledge
Organiser
Quiz Questions

Answers



Homework
Expectations

Parent
Guide



1. Name the genres of Shakespeare plays and identify their flags.
2. What was the name of the theatre Shakespeare founded?
3. How many plays did Shakespeare write?
4. What was the role of women in Elizabethan society?
5. What does PEAD stand for?

Sparx Reader is set every Wednesday, due the following Tuesday. Student must achieve a minimum of 250 Sparx reader points per week.

Educake Quizzes are set once a week to aid in literacy skills. Students are expected to get a minimum of 70% correct.



Useful Resources to Support Learning

Links:

<https://www.rsc.org.uk/shakespeare-learning-zone?from=dropdown>

<https://www.bbc.co.uk/bitesize/topics/z726yrd>

Assessment Check Points

Practical	No
Written test	Yes
Homework	No
Speaking	No
Listening	No

Learning Programme

Subject: English



Year Group: 7

Term: 2B

Title: Poetry from Around the World



What went before?

Introduction to Shakespeare



Learning Intentions

- Understand about cultures outside of my own experience
- Identify poetic devices
- Learn how to explore an unseen poem using 'MATEs'
- Analyse the effect of poetic devices
- Understand how to explore meaning in poems
- Understand about the history and context behind poems



Where next?

Spoken Language



Vocabulary

Tier 2: **Culture**- The ideas and customs of a people or society.

Context- The circumstances around a text both historical and social.

Tier 3: **Rhyme**- Correspondence of the ending sound of words.

Rhythm- The flow of words due to stressed and unstressed syllables.

Stanza- The grouping of lines within a poem.



Knowledge Organiser
Quiz Questions

Answers



Homework
Expectations

Parent
Guide



1. What is a key theme?
2. What does it mean to zoom in on a word?
3. What is MATEs?
4. List three poets that we study.
5. List 5 devices you could see in a poem.

Sparx Reader is set every Wednesday, due the following Tuesday.

Student must achieve a minimum of 250 Sparx reader points per week.

Educake Quizzes are set once a week to aid in literacy skills.

Students are expected to get a minimum of 70% correct.



Useful Resources to Support Learning

Links:

<https://www.bbc.co.uk/bitesize/topics/zqsvbqt>

<https://www.bbc.co.uk/bitesize/topics/z7f3g7h>

<https://www.poetryfoundation.org/>

Assessment Check Points

Practical	No
Written test	Yes
Homework	No
Speaking	No
Listening	No



What went before?

Place Value and Fractions, Decimals, Percentages



Learning Intentions

- To use formal and mental methods for addition and subtraction of integers and decimals
- To solve addition and subtraction problems in real-life contexts
- To add and subtract using standard form
- To understand and use factors and multiples
- To use formal and mental methods for multiplication and division of integers and decimals
- To solve problems involving area of 2D shapes
- To solve problems using the mean
- To find fractions and percentages of amounts
- To find the whole, given a fraction or a percentage of an amount



Where next?

Directed Number and Fraction addition and subtraction



Vocabulary

1. **Standard Form** – a way of writing really big or really small numbers. Written in the form $A \times 10^n$ where A is a number between 1 and 10 and n is an integer
2. **Factors** – a number that divides exactly into another number
3. **Multiples** – a number made by multiplying together two other numbers
4. **2D shape** – made by a line or lines drawn on a surface
5. **Mean** – the ‘arithmetic’ average. Found by adding together all the separate values of the data and dividing by how many pieces of data there are.



Knowledge Organiser
Quiz Questions

Answers



Homework
Expectations

Parent
Guide



1. Complete $11018 + \underline{\quad} = 13873$
2. Calculate $26.8 - 9.35$
3. What is the HCF of 55 and 50?
4. What is the LCM of 18 and 15?
5. Calculate $\frac{3}{4}$ of £64

Sparx Maths is set every Wednesday and is due the following Tuesday
All students should aim for 100% or should record 30 mins of active work



Useful Resources to Support Learning

Links:

- <https://vle.mathswatch.co.uk/vle/>
- <https://sparxmaths.com/>
- <https://corbettmaths.com/contents/>

Assessment Check Points

Practical	No
Written test	Yes
Homework	Yes
Speaking	No
Listening	No



What went before?

Four Operations and Fractions/Percentages of Amounts



Learning Intentions

- To understand and use representations of directed number
- To use the four operations with directed numbers
- To solve two step equations
- To convert between mixed numbers and improper fractions
- To understand and use equivalent fractions
- To add and subtract any fractions/mixed numbers with any denominators
- To use equivalence to add/subtract fractions and decimals
- To add and subtract simple algebraic fractions



Where next?

Geometric Reasoning and Constructing and Measuring



Vocabulary

1. **Numerator:** the "top" number on a fraction
2. **Denominator:** the "bottom" number on a fraction
3. **Mixed Number:** a fraction consisting of an integer and a vulgar fraction
4. **Vulgar fraction:** a fraction where the numerator is less than the denominator
5. **Improper fraction:** a fraction where the numerator is greater than the denominator



Knowledge Organiser Answers
Quiz Questions



Homework Parent
Expectations Guide



1. Work out $\frac{3}{5} + \frac{1}{3}$
2. Express $\frac{35}{6}$ as a mixed number
3. Express $1\frac{11}{13}$ as an improper fraction
4. Work out $2 - -3$
5. Work out -3×9

Sparx Maths is set every Wednesday and is due the following Tuesday
All students should aim for 100% or should record 30 mins of active work



Useful Resources to Support Learning

Links:

- <https://vle.mathswatch.co.uk/vle>
- <https://sparxmaths.com>
- <https://corbettmaths.com/content>

Assessment Check Points

Practical	No
Written test	Yes
Homework	Yes
Speaking	No
Listening	No



What went before?

Earth's Structure



Learning Intentions

- Describe our Solar System
- Know That light takes minutes to reach earth from the sun
- Explain day and year length
- Describe the appearance of planets or moons from diagrams in relation to the Sun and Earth
- Describe how space exploration affected the scale of the universe
- Predict patterns in day length and make observations from data



Where next?

Voltage and Resistance



Vocabulary

1. **Galaxy:** Collection of stars held together by gravity. Our galaxy is called the Milky Way.
2. **Light year:** The distance light travels in a year (over 9 million, million kilometres).
3. **Stars:** Bodies which give out light, and which may have a solar system of planets.
4. **Orbit:** Path taken by a satellite, planet or star moving around a larger body. Earth completes one orbit of the Sun
5. **Exoplanet:** Planet that orbits a star outside our solar system.



Knowledge Organiser
Quiz Questions

Answers



Homework
Expectations

Parent
Guide



1. What is an orbit?
2. What causes the length of a day on Earth?
3. Which planet is closest to the Sun in our Solar System?
4. How long does it take for the Earth to orbit the sun?
5. What is the unit of weight?

Sparx Science homework is set each Thursday and it is due each Wednesday.
85% task completion will be accepted if a student has spent 30 minutes or more of active learning on Sparx Science.



Useful Resources to Support Learning

Links:

[BBC bitesize - Space](#)

Assessment Check Points

Practical	No
Written test	Yes
Homework	Yes
Speaking	No
Listening	No



What went before?

Static electricity



Learning Intentions

- Describe how the current, voltage and resistance are related to one another
- Explain that components in circuits can be arranged in series or parallel and describe how these arrangements effect the voltage and current and provide different applications



Where next?

Magnets and electromagnets



Vocabulary

1. **Potential difference (voltage):** the energy transferred per coulomb of charge.
2. **Voltmeter:** An instrument used for measuring potential difference.
3. **Ammeter:** An instrument used for measuring current.
4. **Resistance:** Tries to prevent current flowing.
5. **Electrical component:** Something that you put into an electrical circuit.



Knowledge Organiser
Quiz Questions

Answers



Homework
Expectations

Parent
Guide



1. What are the units of voltage?
2. What is the symbol for a closed switch?
3. What is potential difference also known as?
4. What is resistance?
5. What is the symbol for a battery?

Sparx Science homework is set each Thursday and it is due each Wednesday.
85% task completion will be accepted if a student has spent 30 minutes or more of active learning on Sparx Science.



Useful Resources to Support Learning

Links:

<https://www.bbc.co.uk/bitesize/topics/zgy39j6/articles/zd9d239>
<https://www.bbc.co.uk/bitesize/topics/zgy39j6/articles/z6n27yc>

Assessment Check Points

Practical	Yes
Written test	Yes
Homework	Yes
Speaking	
Listening	



What went before?

Sound



Learning Intentions

- Energy can be transferred by waves
- Longitudinal waves passed on by particles of a material
- The ear is a detector of sound waves of a certain frequency range
- Sound waves can be described in terms of frequency, amplitude and wavelength



Where next?

Forces



Vocabulary

1. **Transparent:** light is transmitted through
2. **Translucent:** light is transmitted but is scattered
3. **Opaque:** light is not transmitted
4. **Reflection:** where light bounces off an object, can be diffuse or specular
5. **Refraction:** light **changing speed**, and therefore **direction**, as it crosses a boundary.



Knowledge Organiser
Quiz Questions

Answers



Homework
Expectations

Parent
Guide



1. Name the line that is perpendicular to a surface where the light hits it.
2. In the law of reflection, what does the angle of incidence equal?
3. From what type of surface does diffuse reflection occur?
4. From what type of surface does specular reflection occur?
5. What is called when the moon moves between the Earth and the Sun?

Sparx Science homework is set each Thursday, and it is due each Wednesday. 85% task completion will be accepted if a student has spent 30 minutes or more of active learning on Sparx Science.



Useful Resources to Support Learning

Links:

[BBC bitesize - Light](#)

[BBC teach - Light](#)

[National Geographic - Eclipses](#)

Assessment Check Points

Practical	No
Written test	Yes
Homework	Yes
Speaking	No
Listening	No



What went before?

Primary school knowledge on rocks and Earth layers



Learning Intentions

- Recall the layers of the earth & describe their structure
- State three major categories of rock & describe their formation
- Model the processes that are responsible for rock formation and link these to rock features
- Describe & explain the stages of weathering and erosion



Where next?

Universe & the Solar System



Vocabulary

- **Weathering:** wearing down of rock by physical, chemical or biological processes
- **Erosion:** friction & movement of rocks by water, ice or wind
- **Minerals:** chemicals that rocks are made from
- **Sedimentary:** formed from layers of sediment, can contain fossils
- **Igneous:** formed from cooled magma, has crystals
- **Metamorphic:** formed from existing rock exposed to heat & pressure over time



Knowledge Organiser
Quiz Questions

Answers



Homework
Expectations

Parent
Guide



1. Name the layers of the earth
2. Which type of rock is formed by heat and pressure?
3. Name a type of igneous rock
4. Name a type of sedimentary rock
5. What process creates sedimentary rocks?

Sparx Science homework is set each Thursday and it is due each Wednesday.
85% task completion will be accepted if a student has spent 30 minutes or more of active learning on Sparx Science.



Useful Resources to Support Learning

Links:

[BBC bitesize – types of rock](#)
[BBC bitesize – Layers of the earth](#)
[Youtube – The Rock Cycle](#)

Assessment Check Points

Practical	No
Written test	Yes
Homework	Yes
Speaking	No
Listening	No



What went before?

Physics topic on Gravity or Chemistry topic on mixtures



Learning Intentions

- Label the organs of the male and female reproductive organs
- Describe the changes that occur to males and females during puberty
- Describe the stages that occur during conception and evaluate methods of contraception
- Suggest the events that take place during the IVF process



Where next?

Biology topic on Variation



Vocabulary

Fertilisation: Joining of a nucleus from a male and female sex cell.

Uterus: Where a baby develops in a pregnant woman.

Ovulation: Release of an egg cell during the menstrual cycle, which may be met by a sperm.

Foetus: The developing baby during pregnancy.

Placenta: Organ that provides the foetus with oxygen and nutrients and removes waste substances.



Knowledge Organiser
Quiz Questions

Answers



Homework
Expectations

Parent
Guide



1. Which part of the female reproductive system produces egg cells?
2. What happens during fertilisation?
3. What is the name of the male sex cell that contains the genetic material of the father?
4. Which fluid surrounds the foetus in the uterus and protects it from bumps?
5. What does the placenta carry from the mother to the baby?

Sparx Science homework is set each Thursday, and it is due each Wednesday.
85% task completion will be accepted if a student has spent 30 minutes or more of active learning on Sparx Science.



Useful Resources to Support Learning

Links:

<https://thebishopsbluecoat.sharepoint.com/teams/KS3Science2>
<https://www.bbc.co.uk/bitesize/subjects/z4882hv>

Assessment Check Points

Practical	No
Written test	Yes
Homework	Yes
Speaking	No
Listening	No



What went before?

Particles



Learning Intentions

- Energy can be transferred by waves
- Longitudinal waves passed on by particles of a material
- The ear is a detector of sound waves of a certain frequency range
- Sound waves can be described in terms of frequency, amplitude and wavelength



Where next?

Light



Vocabulary

1. **Volume:** How loud or quiet a sound is, in decibels (dB).
2. **Pitch:** How low or high a sound is. A low (high) pitch sound has a low (high) frequency.
3. **Amplitude:** The maximum amount of vibration, measured from the middle position of the wave, in metres.
4. **Wavelength:** Distance between two corresponding points on a wave, in metres. **Frequency:** The number of waves produced in one second, in hertz.
5. **Auditory range:** The lowest and highest frequencies that a type of animal can hear



Knowledge Organiser
Quiz Questions

Answers



Homework
Expectations

Parent
Guide



1. Describe a longitudinal wave
2. What is the audible range of a human?
3. What is the speed of sound in air?
4. Describe an echo
5. Which part of the inner ear changes vibrations into electrical signals?

Sparx Science homework is set each Thursday and it is due each Wednesday.
85% task completion will be accepted if a student has spent 30 minutes or more of active learning on Sparx Science.



Useful Resources to Support Learning

Links:

[BBC bitesize - sound](#)
[BBC teach - sound](#)
[Fuse School - The ear](#)

Assessment Check Points

Practical	No
Written test	Yes
Homework	Yes
Speaking	No
Listening	No



What went before?

Conductors and insulators



Learning Intentions

By the end of this topic, I will be able to describe how:

- Charges produced electric fields around them.
- Positive and negative charges interact.
- Static electricity is produced and its effects



Where next?

Voltage and resistance



Vocabulary

- **Negatively charged:** A particle that has gained excess electrons.
- **Positively charged:** A particle that has lost electrons.
- **Electrons:** Tiny particles which are part of atoms and carry a negative charge.
- **Charged up:** When materials are rubbed together, electrons move from one surface to the other.
- **Electrostatic force:** The force of attraction or repulsion between charged.
- **Current:** The rate of flow of electric charge, in amperes (A).
- **In series:** A circuit with only one loop.
- **In parallel:** A circuit with more than one loop



Knowledge Organiser
Quiz Questions

Answers



Homework
Expectations

Parent
Guide



1. Which particle in an atom is negatively charged?
2. If a particle loses an electron, does it become positive or negative?
3. When number of protons equals number of electrons what is the object said to be?
4. What particle moves when 2 insulators are rubbed together?
5. What does a charged object create?

Sparx Science homework is set each Thursday, and it is due each Wednesday.
85% task completion will be accepted if a student has spent 30 minutes or more of active learning on Sparx Science.




Useful Resources to Support Learning

Links:

<https://www.bbc.co.uk/bitesize/articles/zshqqfr>


Assessment Check Points

Practical	Yes
Written test	Yes
Homework	Yes
Speaking	No
Listening	No

 **What went before?**
Introduction to Art and the Elements of Art






 **Learning Intentions:**

- Please use bullet points**
- Understand basic colour theory terms and how to apply colour theory to my artwork
 - Be able to neatly apply and layer watercolour paint
 - Understand how to use and apply watercolour
 - Understand and apply the style of artist Wayne Thiebaud to my own work.
 - Design and create a three-dimensional sculpture inspired by Wayne Thiebaud
 - Successfully create a sculpture using ModRoc

 **Where next?**
Large Complimentary colour oil pastel studies.

 **Vocabulary**

Three-dimensional - Three-dimensional art objects are physical shapes and can be seen from all angles and sides they will have height, breadth, and depth.
Blending - Is where two different colours are placed next to each and there is smooth transition from one colour to the next.
Tone - In painting, tone refers to how light or dark a colour is. One colour can have an almost infinite number of different tones.
Shading - Darkening or colouring of a drawing with lines or blocks of colour, it is used to create depth or make an object look three-dimensional.
Contrast - The arrangement of opposite elements: light vs dark, rough vs smooth, large vs small

<p> Knowledge Organiser Quiz Questions</p> <p>Answers</p> 	<p> Homework Expectations</p> <p>Parent Guide</p> 										
<ol style="list-style-type: none"> 1. What is the painting technique called that Wayne Thiebaud developed? 2. What are two colours called that sit opposite each other on the colour wheel? 3. What art movement is Wayne Thiebauds art associated with? 4. What is the main subject of Pop Art paintings? 5. What word is used to describe a three-dimensional art form that can be made from a variety of materials like stone, clay, wood, or metal. 	<ul style="list-style-type: none"> • Colour wheel task • Artist Information Research • Coloured pencil study • Final design task 										
<p> Useful Resources to Support Learning</p> <p>Links:</p>	<p>Assessment Check Points</p> <table border="1"> <tr> <td>Practical</td> <td>Yes</td> </tr> <tr> <td>Written test</td> <td>No</td> </tr> <tr> <td>Homework</td> <td>No</td> </tr> <tr> <td>Speaking</td> <td>No</td> </tr> <tr> <td>Listening</td> <td>No</td> </tr> </table>	Practical	Yes	Written test	No	Homework	No	Speaking	No	Listening	No
Practical	Yes										
Written test	No										
Homework	No										
Speaking	No										
Listening	No										

Year Group: 7

Term: 2A/2B

Title: Mini Figure Project - Design & Manufacture



What went before?

Intro to DT including, Health and Safety, 2D and 3D drawing techniques and CAD



Learning Intentions

Please use bullet points

- Investigate how products are designed for a target customer using ACCESS FM.
- Research, design and develop a personalised Mini Figure concept.
- Use rendering and annotation to communicate design ideas clearly.
- Learn and apply CAD/CAM processes including 3D printing and laser cutting.
- Develop practical skills: accurate marking out, cutting with a tenon saw, sanding and assembly.
- Evaluate finished work against design criteria and suggest improvements.



Where next?

Graphic Design - Smoothie Packaging



Vocabulary

1. **CAD:** Computer Aided Design: using a computer to help create design drawings and 3D models.
2. **CAM:** Computer Aided Manufacture: using a computer to control machines (e.g., 3D printers, laser cutters).
3. **3D Printing:** Additive manufacturing: building a 3D object by adding layers of material based on a digital CAD model.
4. **Rendering:** Adding colour, tone, texture and shade to drawings or CAD to make them look realistic.
5. **Tenon Saw:** A saw with a stiffened back for accurate straight cuts in wood.



Knowledge Organiser Quiz Questions **Answers**



Homework Expectations

Parent Guide



1. What does CAD stand for?
2. What does CAM stand for
3. What is 3D printing?
4. What is rendering used for?

Research and summarise a section of Lego history. Complete missing design work (mind map, ACCESS FM analysis, annotated sketches). Write evaluation paragraphs (WWW/EBI, skills, challenges).



Useful Resources to Support Learning

Links:

1. <https://www.youtube.com/@DTEBishops>
2. [Design Technology Student.](#)
3. [Lego History](#)

Assessment Check Points

Practical	Yes
Written test	Yes
Homework	Yes
Speaking	No
Listening	No

Year Group: 7

Term: 2B

Title: The Tempest



What went before?

Students have explored 'The Basics of Drama', 'A Christmas Carol' and 'Washbrook'. Exploring the basic of storytelling and characterisation.



Learning Intentions

Please use bullet points

- Know how I can explore scripted work and show status, tension and comedy.
- Understand the basic plot of the Tempest and its characters and be able to use my characterisation to play them successfully.
- To learn how dramatic skills such as slow motion, creating atmosphere, status, synchronisation can be used in performance to add impact to an audience.



Where next?

Reading, analysing and performing sections from the play Cloudbusting by Helen Blakeman.



Vocabulary

1. **Plot** - The main events of a story — what happens from beginning to end and how they connect and show a character's journey.
2. **Slow Motion** - When movements are shown more slowly to make a moment stand out.
3. **Script** - The written plan for a play or performance, including what people say and do.
4. **Characterisation** - How an actor shows a character's personality through voice, movement, and actions.
5. **Character depth** - When a character feels like a real person because we understand their feelings, thoughts, personality, and reasons for doing things - not just what they look like on the outside.



Knowledge Organiser **Answers**
Quiz Questions



Homework
Expectations

Parent
Guide



1. What is Status in Drama
2. What is Tension in Drama
3. What is Comic Relief in Drama
4. What is Synchronisation
5. Why is Comic Relief Important?

Students will complete a knowledge quiz at the end of the Unit.

Homework will be to use their knowledge organiser to revise.



Useful Resources to Support Learning

Assessment Check Points

Links:

Practical	Yes
Written test	No
Homework	Yes
Speaking	Yes
Listening	No

Year Group: 7

Term: 2A

Title: Washbrook



What went before?

Students have explored schemes of work on 'The Basics of Drama and A Christmas Carol'



Learning Intentions

- To learn how to develop characters with depth.
- I will be able to understand how a character's thoughts and feelings can change over time and how I can use my performance skills to show this.



Where next?

Students will be working on Shakespeare's The Tempest



Vocabulary

1. **Status:** How important or powerful a character or person seems in a situation.
2. **Improvisation:** Making up actions or speech on the spot without a script.
3. **Cross-Cutting:** Switching between two different scenes to show they are connected.
4. **Reporting:** When someone tells the audience what has happened instead of acting it out.
5. **Characterisation:** How an actor shows what their character is like through voice, movement, and behaviour.



Knowledge Organiser **Answers**
Quiz Questions



Homework **Parent**
Expectations **Guide**



1. What is spontaneous improvisation?
2. How can we show depth in our characterisation?
3. What is documentary theatre?
4. Why is it important that a character's emotions change in a narrative?
5. How can we mark a moment in a performance?

Students will complete a knowledge quiz at the end of the unit of work and therefore homework will be revision from their knowledge organiser.



Useful Resources to Support Learning

Assessment Check Points

Links:

Practical	Yes
Written test	No
Homework	No
Speaking	Yes
Listening	No



What went before?

Introduction to Food and Hygiene



Learning Intentions

- Consolidate and extend baking skills - apply creaming and all-in-one methods, compare outcomes, and develop confidence in producing consistent baked goods.
- Understand the role of raising agents - explore chemical, mechanical, and biological raising methods, applying this knowledge through practical experiments.
- Develop skills in sensory evaluation –taste, compare, and evaluate products using appropriate vocabulary, identifying differences in texture, flavour, and appearance.
- Apply safe practices when preparing savoury dishes - prepare and cook dishes using raw meat, vegetables, and soup-making techniques, understanding heat transfer and safe handling of ingredients.
- Recognise the cultural and religious significance of food –learn about the links between food and Christian celebrations such as Easter, reflecting on how food traditions shape cultural identity.



Where next?

Nutrition, Skills and Sustainability



Vocabulary

1. **Creaming method:** A baking technique where fat and sugar are beaten together to trap air, helping cakes rise.
2. **Raising agent:** A substance or method used to make baked products rise (eg baking powder, yeast, whisking).
3. **Sensory evaluation:** Testing and describing food using sight, smell, taste, touch, and sometimes sound.
4. **Heat transfer:** The way heat moves when cooking food (conduction, convection, radiation).
5. **Celebration food:** Foods that are traditionally made or eaten during festivals or religious events.



Knowledge Organiser
5 Quiz Questions

Answers



Homework
Expectations

Parent
Guide



1. How do you treat a small cut?
2. Explain the difference between the claw and bridge hand hold when using knives.
3. What does the term cross contamination mean?
4. What are the 5 sections of the Eatwell guide?
5. What foods should we eat less of?

Students are expected to bring their own ingredients for practical lessons. At the start of the year, a recipe booklet will be sent home, and practical dates will be published on Satchel each half term. Written homework will be set in booklets designed to help students recall and apply knowledge from theory lessons. This will usually be set twice per half term, though the exact amount may vary depending on the level of practical work being undertaken



Useful Resources to Support Learning

Links:

<https://www.foodafactoflife.org.uk/11-14-years/>
<https://www.bbc.co.uk/bitesize/articles/zmwvvgdm#zws4r2p>
<https://www.thenational.academy/pupils/programmes/cooking-nutrition-secondary-year-7/units>

Assessment Check Points

Practical	Yes
Written test	No
Homework	Yes
Speaking	No
Listening	No



What went before?

Talking about your school, adjectival agreement, present tense of ER verbs



Learning Intentions

- To talk about the weather and seasons
- To talk about the sports you play
- To talk about the sports you do
- To look at sport in French-speaking countries
- To give information about what you like doing in your free time
- To ask and answer questions



Where next? Saying where you live, talking about what you eat and drink and describing your physical characteristics



Vocabulary

1. **Present tense:** the tense used to talk about what you are doing now
2. **To conjugate verbs:** how to change a verb to reflect who is speaking
3. **Adjectival agreement:** how to match your adjective ending to the verb it is describing
4. **Subject pronouns-**the person who is speaking
5. **Infinitive:** the part of the verb which means “to do something”



Knowledge Organiser Quiz Questions

Answers



Homework Expectations

Parent Guide



1. Can you give five different types of weather in French?
2. Name two sports involving a ball
3. Name two sports that you do standing up
4. Say three things you like to do in your free time
5. Ask somebody what they do in their free time

- Preparation for 2 Satchel quizzes
- Preparation for 3 vocabulary tests




Useful Resources to Support Learning


Assessment Check Points

Links:

<https://www.bbc.co.uk/bitesize/guides/zhhvd6f/revision/1>


Practical	No
Written test	Yes
Homework	Yes
Speaking	No
Listening	Yes


Learning Programme		Subject: French	
Year Group: 7	Term: 2B	Title: Learning Programme 4	

 **What went before?**
Weather and activities

 **Learning Intentions**

- To speak about pets and animals
- To use higher numbers in French
- To describe family members
- To describe where you live

 **Where next?**
To talk about what is in your town and food and drink

 **Vocabulary**

1. **Present tense:** ‘er’ verbs - to say what you are doing now
2. **Possessive adjectives:** saying my, your, his, her, our and their
3. **Adjectival agreement:** making sure your adjectives agree with the noun they are describing
4. **Partitive article:** the words for “some” in French

			
Knowledge Organiser Quiz Questions	Answers	Homework Expectations	Parent Guide

1. Can you name five countries
2. Say who is in your family
3. Give seven types of pets in French
4. Describe a member of your family
5. Talk about where you live

- 3 vocabulary learning tasks
- 2 Satchel quizzes

 **Useful Resources to Support Learning**

Links:	Assessment Check Points	
	Practical	No
	Written test	Yes
	Homework	Yes
	Speaking	No
	Listening	No
	Reading	No

Year Group: 7

Term: 2A/2B

Title: Is Earth Running out of Natural Resources?



What went before:

What is geography, map skills and weather



Learning Intentions

- How do we use our planet as a natural resource?
- What are rocks and are they a natural resource?
- Why are soils the root of life?
- How does the biosphere provide natural resources?
- How does the hydrosphere provide natural resources?
- Why is the world so dependent on oil resources
- What natural resources can be used to generate electricity?
- How can we use natural resources sustainably?



Where next:

Rivers and flooding



Vocabulary

1. **Natural Resources:** substances found in nature that can benefit humans.
2. **Renewable:** resources that can be replaced over time and will not run out.
3. **Non-renewable:** resources that are limited and will run out at some point.
4. **Weathering:** the wearing away of rocks by weather, plants and chemicals.
5. **Soil:** thin layer on the earth's surface containing minerals, water and organic matter, vital for plant growth.



Knowledge Organiser
Quiz Questions

Answers



Homework
Expectations

Parent
Guide



1. What are the Earth's 4 spheres?
2. What is the difference between renewable and non-renewable resources?
3. Name 3 types of rocks.
4. What can the tropical rainforest provide for humans?
5. What does sustainability mean?

Students will be expected to complete regular quizzes to test knowledge and understanding



Useful Resources to Support Learning

Links:

<https://www.bbc.co.uk/bitesize/topics/zjsc87h>
<https://www.bbc.co.uk/bitesize/articles/zq7jqfr#zbvsydm>
<https://www.rgs.org/schools/resources-for-schools/natural-resources>
<https://www.lessonup.com>

Assessment Check Points

Practical	No
Written test	Yes
Homework	Yes
Speaking	No
Listening	No



What went before?

The Normans



Learning Intentions

- Who had the most power in the Middle Ages?
- What was the Medieval Church like?
- What caused the murder of Thomas Becket?
- Who had more power? Was it the King or the Church?
- King John – an evil King?
- Why did the barons revolt?
- Why were peasants so angry in 1381?



Where next?

Life Through the Ages



Vocabulary

1. **Power** - when a group of people or an individual has control and influence over people's beliefs, actions, and behaviour.
2. **The Clergy** – someone who works for the church.
3. **Excommunicated** – to be banned and cut off from the Catholic Church.
4. **Baron** – a powerful lord granted land by the King.
5. **Chancellor** – one of the king's closest advisors, helping with the creation and writing of laws.



Knowledge Organiser
Quiz Questions

Answers



Homework
Expectations

Parent
Guide



1. Who was murdered at Canterbury Cathedral?
2. What happened to King John?
3. What was the name of the wars that hoped to 'reclaim' the Holy Land?
4. What year was the Peasants Revolt?
5. What does the Pope control?

There will be tasks set by teachers across the topic. Where tasks are not set, there is an expectation that students will revisit and revise their work from previous topics and access their knowledge organisers.



Useful Resources to Support Learning

Links:

[Medieval society, life and religion - KS3 History - BBC Bitesize](#)

Assessment Check Points

Practical	No
Written test	Yes
Homework	No
Speaking	No
Listening	No

Learning Programme

Subject: ICT



Year Group: 7

Term: 2A

Title: Understanding Computers



What went before?

Digital Storybooks- Using PowerPoint



Learning Intentions

- Understand what input and output devices are and identify a few devices for each category
- Explain the main hardware on the motherboard
- Explain what secondary storage is and why we need it
- Identify the different expansion cards used in computers
- Explain the different types of software used in computers



Where next?

Algorithms- Understanding how we give computers instructions



Vocabulary

Hardware: the physical parts of a computer system

Software: the programs on a computer that help it perform certain tasks

Memory: where a computer stores files and software

Input Device: used to provide data to a computer system

Output Device: used to communicate the outcomes of data that has been processed



Knowledge Organiser
Quiz Questions

Answers



Homework
Expectations

Parent
Guide



1. What type of device is a keyboard?
2. What type of internal storage stores all the instructions to boot up a computer?
3. What type of storage is a hard drive?
4. What does the CPU do?
5. What software do we use to interact with a computer system?

Students will receive homework using the platform Wayground. This will comprise of a small number of recall questions based on the learning for this topic so far.



Useful Resources to Support Learning

Links:

[Oak Academy- Key Computer Hardware](#)

[BBC Bitesize- Software](#)

[Parts of a computer activity](#)

[Input, Output, Storage- match up activity](#)

Assessment Check Points

Practical	No
Written test	Yes
Homework	Yes
Speaking	No
Listening	No

Year Group: 7

Term: 2B

Title: Algorithms



What went before?

Understanding Computers



Learning Intentions

- Understand what is meant by the term algorithm
- Be able to write a simple algorithm
- Know what a flow chart is
- Identify the purpose of different flow chart symbols
- Create a flowchart
- Understand basic sorts and searches a computer can do



Where next?

Python Turtle- Programming skills



Vocabulary

1. **Algorithm:** a sequence of instructions used to solve a problem, or complete a process
2. **Sequence:** the order instructions need to go in to be completed correctly
3. **Instruction:** a single action that can be performed by a computer processor
4. **Flowchart:** a visual diagram showing the sequence of instructions in an Algorithm
5. **Selection:** deciding the next instruction that needs to happen by answering a question



Knowledge Organiser
Quiz Questions

Answers



Homework
Expectations

Parent
Guide



1. What shape is used to show a process?
2. How many lines would a decision shape have leaving it?
3. Which item in a list do we start with when completing a binary search?
4. Why would we use a merge sort?
5. When writing an algorithm, the instructions have to be in the correct _____?

Students will receive homework using the platform Wayground. This will comprise of a small number of recall questions based on the learning for this topic so far.



Useful Resources to Support Learning

Links:

[BBC Bitesize- Flowcharts](#)
[BBC Bitesize- Binary Search](#)
[BBC Bitesize- Merge Sort](#)

Assessment Check Points

Practical	No
Written test	Yes
Homework	Yes
Speaking	No
Listening	No

Learning Programme

Subject: Music



Year Group: 7

Term: 1B - 2A

Title: Basic Music Theory



What went before?

Elements of Music, Keyboard skills, Ukulele skills



Learning Intentions

- Understanding the building blocks of music theory and notation
- You will gain knowledge and understanding of music theory up to grade 1 standard



Where next?

Continued keyboard skills to apply knowledge



Vocabulary

1. **Treble Clef:** notes are written on this clef to represent higher sounds
2. **Semibreve:** a 4 beat note
3. **Minim:** a 2 beat note
4. **Crotchet:** a 1 beat note
5. **Quaver:** a half beat note



Knowledge Organiser Quiz Questions

Answers



Homework Expectations

Parent Guide



1. What is the quick way of remembering the notes in the spaces of the treble clef stave?
2. What is the acronym to remember the notes on the lines of the treble clef stave?
3. How long does a minim last for?
4. Where would you find C on the keyboard
5. What is the name of a 4 beat note?

- Satchel quizzes
- Revision using Knowledge Organisers



Useful Resources to Support Learning

Links:

[musictheory.net - Exercises](https://www.musictheory.net/exercises)

Assessment Check Points

Practical	Yes
Written test	Yes
Homework	Yes, revision
Speaking	No
Listening	Yes



What went before?

Elements of Music, Ukulele skills, Basic theory



Learning Intentions

Please use bullet points

- Understand the layout of the keyboard and correct playing posture
- Reading simple treble notation
- Perform short pieces and reflect on progress
- Add left hand chords to right hand melodies
- Add rhythmic background beat to keep to a pulse



Where next?

Apply knowledge to 'Fanfares'



Vocabulary

1. **Middle C:** this is where the right-hand thumb should be positioned.
2. **Melody:** where different pitches are played in succession to produce a tune or 'melody'
3. **Chords:** where the left hand plays an accompanying note to the melody
4. **Background rhythm:** the keyboard can produce a background beat for students to play along to. This develops a sense of timing and pulse.



Knowledge Organiser
Quiz Questions

Answers



Homework
Expectations

Parent
Guide



1. Where can you find C on the keyboard?
2. How many notes are in the musical alphabet?
3. What note is on the bottom line of the stave?
4. How long does a note like this last for?
5. What word do we associate the rhythm of two quavers together?

Satchel quiz



Useful Resources to Support Learning

Assessment Check Points

Links:

[Keyboard Note Identification](#)
[Keyboard Reverse Identification](#)

Practical	Yes
Written test	No
Homework	No
Speaking	No
Listening	No



What went before?

Elements of Music, Uke and Keyboard skills, Basic theory



Learning Intentions

- I will develop knowledge of the purpose, ceremonies and people associated with fanfares
- I will develop knowledge of key composers and repertoire of fanfares I will develop knowledge of musical requirements for producing a successful fanfare and then use this to compose my own fanfare.
- I will develop performance skills using both percussion and keyboard (as brass) by practicing and performing a fanfare of my choosing.



Where next?

Instruments of the orchestra



Vocabulary

1. **Fanfare:** a short piece of music played for the arrival of someone important. Usually a flourish of trumpets.
2. **Timbre:** the instruments used in a piece of music.
3. **Brass:** trumpets, Trombones, Horns, Tubas. Common in Fanfare music.
4. **Percussion:** instruments which are hit or shaken to create their sound. Common in Fanfare music.
5. **Texture:** Unison, Harmony, Canon, Call and response, Contrary Motion



Knowledge Organiser
Quiz Questions

Answers



Homework
Expectations

Parent
Guide



1. When or why would a fanfare be performed?
2. What instruments are characteristic of a fanfare?
3. What are the musical elements of Texture?
4. Describe the texture of 'Contrary Motion'.
5. What does the texture 'Unison' mean?

Satchel Quiz or revision using Knowledge organiser.



Useful Resources to Support Learning

Assessment Check Points

Links:

[Fanfare \(Master\) Cbr 2025.pptx](#)

Practical	Yes
Written test	Yes
Homework	No
Speaking	No
Listening	No



What went before?

What does it mean to belong?



Learning Intentions

- Who is Jesus?
- Why is Jesus still remembered?
- What was the Great Commission?
- Where can Christianity be found?
- How did Christianity get to the North of Britain?
- What does Christianity look like across the world?
- How do Christians across the world express their faith?
- How safe is it to be a Christian in the world today?
- How and why do artists represent Jesus as a global Messiah?



Where next?

Why do people believe Jesus rose from the dead?



Vocabulary

1. **Jesus:** Jewish preacher and religious leader who is the central figure of Christianity.
2. **Great Commission:** the instruction given Jesus to his followers to spread his message to all nations, making disciples through baptism.
3. **Creed:** 'creed' comes from the Latin word credo, meaning 'I believe and trust'. A statement of faith.
4. **St. Aidan:** Irish monk and missionary credited with converting the Anglo-Saxons to Christianity in Northumbria.
5. **Persecution:** hostility and ill-treatment, especially on the basis of ethnicity, religion, or sexual orientation or political beliefs.



Knowledge Organiser
Quiz Questions

Answers



Homework
Expectations

Parent
Guide



1. Who was Jesus Christ?
2. What is the Great Commission?
3. What does the term creed mean?
4. What is a missionary?
5. What is religious persecution?

Homework will be set fortnightly as quizzes on Satchel



Useful Resources to Support Learning

Links:

<https://www.bbc.co.uk/teach/class-clips-video/articles/zdgv47h>
<https://www.bbc.co.uk/bitesize/articles/zk4fxyc>

Assessment Check Points

Practical	No
Written test	Yes
Homework	Yes
Speaking	No
Listening	No



What went before?

Where in World is Christianity?



Learning Intentions

- Who do people say Jesus is? 1a and 1b
- How do the events of Holy Week truly tell us who Christians believe Jesus was?
- Why did Jesus die?
- What happened on Easter Sunday?
- Where is the evidence for the resurrection of Jesus?
- Did Jesus really rise from the dead?



Where next?

Where do people go to find affirmation of faith?



Vocabulary

1. **Holy week:** the week before Easter, starting on Palm Sunday.
2. **Prophecy:** a prediction of what will happen in the future.
3. **Atonement:** the action of making amends for a wrong or injury.
4. **Physical resurrection:** the belief that after death, the physical body is restored to life in a new, transformed, and immortal state, free from corruption and death
5. **Spiritual resurrection:** a future spiritual resurrection of the soul into an afterlife.



Knowledge Organiser
Quiz Questions

Answers



Homework
Expectations

Parent
Guide



1. What is the name of the week that comes before Easter?
2. How was Jesus put to death?
3. Why was the death of Jesus important?
4. Which 2 ways do Christians believe we might live after death?
5. What is a prophecy?

Homework will be set fortnightly as quizzes on Satchel



Useful Resources to Support Learning

Assessment Check Points

Links:

<https://www.bbc.co.uk/bitesize/articles/z4t6rj6#zxbfwsg>

Practical	No
Written test	Yes
Homework	Yes
Speaking	No
Listening	No



What went before?

Saying what you like and dislike and using AR verbs in the present tense



Learning Intentions

- Say what subjects I study
- Use the days of the week
- Give opinions about school subjects
- To say what facilities your school has
- To describe my school
- To talk about break time



Where next?

Describing your family and self and using large numbers



Vocabulary

1. **Present tense:** saying what you are doing now
2. **To conjugate verbs:** to put verbs into the form of who is speaking (eg he goes, we eat)
3. **Adjectival agreement:** to ensure your adjectives agree with the verb they are describing
4. **Nouns & articles:** objects and the words for “the” and “a”
5. **Negative phrases:** say what you don’t do



Knowledge Organiser **Answers**
Quiz Questions



Homework
Expectations

Parent
Guide



1. Can you say the days of the week in Spanish?
2. How do you say what your favourite day is?
3. Can you give seven school subjects in Spanish?
4. Say what school subjects you like and why
5. Can you say what you eat and drink at break?

To complete two satchel quizzes
To revise for three vocab tests



Useful Resources to Support Learning

Links:

<https://www.bbc.co.uk/bitesize/topics/zfyff82/articles/zstybqt>

Assessment Check Points

Practical	No
Written test	Yes
Homework	Yes
Speaking	No
Listening	No

Year Group: 7

Term: 2B

Title: Learning Programme 4



What went before?

Learning about your school subjects and describing your school



Learning Intentions

- Describe my family
- To use larger numbers 30-100
- Describe my hair and eye colour
- To describe myself and other family members
- To say what other people look like



Where next?

Describing your town and telling the time in Spanish



Vocabulary

1. Present tense - saying what you are doing now
2. Conjugate verbs - to put verbs into the form of who is speaking (eg he does, we eat)
3. Adjectival agreement - to make sure your adjectives agree with the noun they are describing
4. Nouns and articles - objects and the words for « a » and « the »
5. Infinitive - the verb in the form that means « to do »



Knowledge Organiser **Answers**
Quiz Questions



Homework **Parent**
Expectations **Guide**



1. Can you count to one hundred in tens in Spanish?
2. Give a description of your hair and eyes in Spanish
3. Are you able to describe what a friend is like?
4. Can you give the parts of the verbs tener and ser off by heart
5. Can you say where your town is?

- Three vocab tests
- Two satchel quizzes

Useful Resources to Support Learning

Links:

<https://app.senecalearning.com/classroom/course/8f4c33cc-b1b1-4c49-bff7-f2dd6cc12b1f/section/c817c70c-bd15-4b01-88ac-ef0f82357adb/section-overview>

Assessment Check Points

Practical	No
Written test	No
Homework	Yes
Speaking	No
Listening	Yes
Reading	No